



The power of fire to inspire

  
**WARMBRITE**  
*RANGE REINVENTED*



## 2023 RANGE & ACCESSORIES BROCHURE

Take This Brochure to the Special Orders Desk or order online at [bunnings.com.au](https://bunnings.com.au)

Available at  
**BUNNINGS**  
**warehouse**  
[bunnings.com.au](https://bunnings.com.au)





The power of fire to inspire

### Inspired, stylish design, created here in Australia.

Fire stirs our most primal instincts, brings everyone together and can mesmerise us for hours. It is our original heat source and brings a relaxed, warm ambience to any space. Nothing beats it.

At Scandia, our fires are designed to be sustainable, reliable and are always constructed from only the highest quality materials but most of all they are affordable. We use innovative technology to create each of our clean-burning, efficient fires and are proud to offer Australia's largest range of fireside accessories. Each of our fires is covered by a structural guarantee and supported by our dedicated and experienced customer support team.

Our business was forged in Melbourne in 1948 to meet the needs of our customers for affordable, quality wood fires. Three generations later we remain true to our core philosophy as we continue to create new ranges that offer simplicity, functionality and meet our collective obligation to the environment.

As the temperature drops gather around with friends and family to make memories that only time spent together in front of a Scandia can create.

Scandia, The power of fire to inspire.



# WARMBRITE REINVENTED

## Improving on perfection.

The 2023 Warmbrite wood fire refresh brings updated features and enhancements that are focused on improving functionality, efficiency, safety, aesthetic appeal and reducing our carbon footprint without any impact on performance.

The following Warmbrite wood fires are enhanced by this refresh and will be available from February 2023:

**Scandia Warmbrite 200 Series 4**  
**Scandia Warmbrite 300 Series 4**

### Series 4 enhancements include:

- 🔥 Increased glass size to create a seamless panoramic viewing experience
- 🔥 Inspired modern design and engineering that creates an eye-catching minimalist aesthetic
- 🔥 Innovative door handle mechanism that makes for effortless open and close at your fingertips
- 🔥 Thoughtfully engineered, our precision design delivers on our commitment to reducing your carbon footprint
- 🔥 Greater installation flexibility without compromise to size, performance or affordability
- 🔥 Leveraging off state-of-the-art manufacturing technologies ensures a quality that is second to none
- 🔥 Versatile and sustainable packaging design that aids safe handling and installation





# WOOD FIRED HEATING

## CLEAR SKIES, CLEAR CONSCIENCE

When you purchase a wood fire, you can be confident in the knowledge that you are purchasing the most sustainable and affordable renewable source of home heating available.

As a supporter and sponsor of Landcare Australia, Scandia is mindful of any impact on the environment. Therefore, it's reassuring to us to know that 98 per cent of hardwood burnt in Australia is sustainably sourced. And by choosing to burn this firewood in a Scandia wood fire, you will generate no additional CO2 emissions than if that same wood were left to decompose naturally in the bush. (Kerryn Paul, 2003)

To control the amount of emissions released into the environment, Scandia designs all our combustion wood fires with a two-stage, primary and secondary air system. While the primary air controls the rate of burn, the secondary air system hyper-heats any excess carbon, converting the majority of residual emissions into energy which is then stored in the firebricks and firebox, improving overall efficiency of your wood fire or stove and minimising any impact on the environment.

As an organisation, Scandia is committed to helping the environment through the promotion of renewable energy, sustainable harvesting practices and a commitment to programs that focus on reducing carbon emissions.

To learn more about Scandia, visit us online at: [www.scandiafires.com.au](http://www.scandiafires.com.au)



Scandia proudly supports the activities of Landcare Australia through its membership of the AHHA.





## WARMBRITE 200 REINVENTED



Warmbrite 200 Series 4. Item no: 0405097

## WARMBRITE 200 - SERIES 4

A stylish re-imagining of a traditional, medium-size, fan-forced convection wood fire, engineered to effectively heat living spaces up to 200m<sup>2</sup>. Because of its minimum clearance requirements, the Warmbrite 200 is ideal for compact environments where space is limited. The Warmbrite 200 comes equipped with a 3-speed electric fan that allows you to choose just how warm you want to be at any given moment.

The firebox is constructed from 5.5mm heavy-duty steel and comes with an 8mm Easyfit baffle plate and will accommodate logs up to 400mm in length to maintain a longer burn thought-out the night. The Warmbrite 200 also incorporates the 'Clearview' air wash system, which helps prevent blackening of the glass and cuts down on cleaning maintenance. So, if you're looking for a wood fire solution that looks great, can heat a 200m<sup>2</sup> area efficiently and has low emissions, there's no better choice than a Warmbrite 200.

### TECHNICAL DETAILS

- Heat up to 200m<sup>2</sup>
- Fan-forced convection heating
- 5.5mm heavy duty firebox
- Firebox: 500w x 360d x 300h
- Heater: 595w x 505d x 724h
- Out performs Australian Standards

This model: Warmbrite 200		
Efficiency	67%	Emissions
	60%	1.1g/kg
		1.5g/kg
Compared to Australian Standard		
<b>BurnWise</b>		
67%* Efficiency	11g/kg* Emissions	7.9kW kW Rating

### WHAT YOU WILL NEED

#### FLUE KIT OPTIONS

Sleek Black Flue Kit	3171234
Black Mesh Flue Kit	3180672

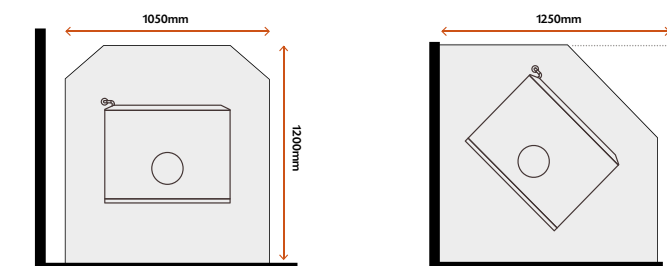
#### ROOF FLASHING OPTIONS

Metal Roof Flashing	3171673
Tile Roof Flashing	3171672

FLUE AND ROOF FLASHING OPTIONS ARE ON PAGES 32-34.


Please note: All wood fires must be installed by a qualified person whose work conforms with local council regulations, Australian/New Zealand standards (AS/NZS 2918:2018) & manufacturers recommendations.

#### HEARTH OPTIONS : Straight 1050mm x 1200mm or Corner 1250mm x 1250mm




### MUST HAVES


Complete your set up with one of many Scandia designed fireside accessories combined with our comprehensive range of cleaning and maintenance products.



PAGE 45



PAGE 47



PAGE 49



PAGE 48



- ✓ Scandia's number-one seller for five years in a row!
- ✓ Utilise the handy hidden niche on the Scandia 450 Round Wood Storage to store fire starters and matches.
- ✓ The Warmbrite 200 3-speed fan-forced convection wood fire is perfect for heating multiple living spaces, up to 200m<sup>2</sup>.

- ✓ Generally, a fan-forced convection wood fire will have minimal clearance requirements which makes them better suited to small spaces.
- ✓ Keep your wood fire glass crystal clean and damage-free with a regular wipe down using Scandia's specially formulated non-scratch Glass Cleaner.



## WARMBRITE 300 REINVENTED

## WARMBRITE 300 - SERIES 4

The big brother in the Warmbrite range, the Warmbrite 300 is a large and superbly styled convection wood-burning fan-forced convection wood fire engineered to heat up to 32 squares (300m<sup>2</sup>).

It's perfect for use in large open-plan homes and commercial spaces such as pubs, clubs and showrooms where ambience is paramount. It also comes equipped with a 3-speed electric fan that allows you to push all that heat around the living or commercial spaces as you see fit. The firebox is massive and can fit logs up to half a meter in length. The Warmbrite 300 also incorporates the 'Clearview' air wash system, which helps prevent blackening of the glass and cuts down on cleaning maintenance.

So, if you're up for some big heat this winter, the Warmbrite 300 is your solution.

### TECHNICAL DETAILS

- Heat up to 300m<sup>2</sup>
- Fan-forced convection heating
- 5.5mm heavy duty firebox
- Firebox: 600w x 400d x 360h
- Heater: 695w x 569d x 767h
- Out performs Australian Standards

This model: Warmbrite 300		
Efficiency	62%	Emissions
	60%	1.3g/kg
		1.5g/kg
Compared to Australian Standard		
<b>BurnWise</b>		
62%* Efficiency	1.3g/kg* Emissions	10.1kW kW Rating

### WHAT YOU WILL NEED

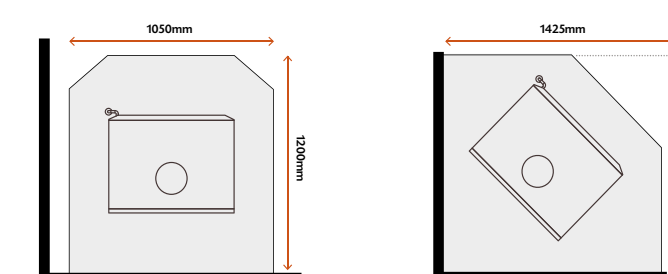
#### FLUE KIT OPTIONS

Sleek Black Flue Kit	3171234
Black Mesh Flue Kit	3180672

#### ROOF FLASHING OPTIONS

Metal Roof Flashing	3171673
Tile Roof Flashing	3171672

#### HEARTH OPTIONS : Straight 1050mm x 1200mm or Corner 1425mm x 1425mm



FLUE AND ROOF FLASHING OPTIONS ARE ON PAGES 32-34.


Please note: All wood fires must be installed by a qualified person whose work conforms with local council regulations, Australian/New Zealand standards (AS/NZS 2918:2018) & manufacturers recommendations.

### MUST HAVES

Complete your set up with one of many Scandia designed fireside accessories combined with our comprehensive range of cleaning and maintenance products.



PAGE 44



PAGE 45



PAGE 49



PAGE 49



- ✓ The Scandia Geo wood storage unit holds enough wood to operate your Warmbrite 300 comfortably over a cold winter's weekend.
- ✓ This large Fan-forced convection wood fire is perfect for heating up large open spaces or multiple living spaces within a household. The Warmbrite 300 is the home's perfect primary source of heat.
- ✓ When loading perfectly seasoned firewood logs into your

firebox, ensure to orientate/lay them front to back. This allows combustion air to flow between the logs which will result in a longer, cleaner and more efficient burn.

- ✓ Reduce the amount of wood fire emissions in the atmosphere by regularly using Scandia Soot-Off, it's an easy-to-use burn sachet. When burnt the safe organic ingredients cleans the glass and the flue system which in turn increases the wood fire's efficiency.

Warmbrite 300 Series 4. Item no: 0405096





Warmbrite 140. Item no: 3171288

# WARMBRITE 140

Perfect for a cottage, holiday house or shed/man cave, the Warmbrite 140 is a compact radiant wood fire that delivers an impressive 15.6kW output to warm spaces up to 140m².

This traditional design comes with high-temperature resistant glass that incorporates the ‘Clearview’ air wash system and a robust firebrick-lined 5mm firebox that comes with a 10-year warranty.

Warmth, with the environment in mind, the Warmbrite 140 continues the Scandia tradition with a dedicated focus on low emissions, high performance and sustainability.

For smaller areas needing big warmth, it’s the Warmbrite 140 that’ll do the job.

## TECHNICAL DETAILS

Heat up to 140m²

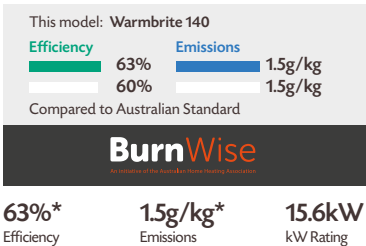
Radiant heating - No fan

5mm heavy duty firebox

Firebox: 375w x 330d x 350h

Heater: 500w x 470d x 735h

Out performs Australian Standards



## WHAT YOU WILL NEED

### FLUE KIT OPTIONS

Sleek Black Flue Kit 3171234

Black Mesh Flue Kit 3180672

### ROOF FLASHING OPTIONS

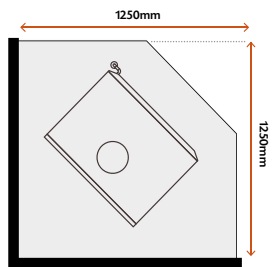
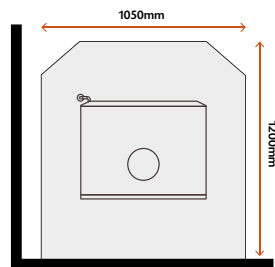
Metal Roof Flashing 3171673

Tile Roof Flashing 3171672

FLUE AND ROOF FLASHING OPTIONS ARE ON PAGES 32-34.


Please note: All wood fires must be installed by a qualified person whose work conforms with local council regulations, Australian/New Zealand standards (AS/NZS 2918:2018) & manufacturers recommendations.

### HEARTH OPTIONS : Straight 1050mm x 1200mm or Corner 1250mm x 1250mm




## MUST HAVES


Complete your set up with one of many Scandia designed fireside accessories combined with our comprehensive range of cleaning and maintenance products.



PAGE 44



PAGE 47



PAGE 48



PAGE 48



- ✓ By adding the Scandia EcoFan, or the new EcoFan Swing, you will be able to gently circulate heat throughout your living space.
- ✓ Like all free-standing wood fires, the Warmbrite 140 needs to sit on an appropriate non-combustible base to protect your floors. Scandia has multiple hearth options in store to suit your requirement - ready for easy installation.
- ✓ You can maintain a healthy wood fire by assuring that your

firewood is properly cured for at least 12 months. But if you’re not sure, the Scandia Moisture Meter can tell you if your wood is ready to burn. We recommend a moisture content of less than 20%

- ✓ Generates a massive amount of heat for a compact unit, so much so that you can use the top surface for soups, stews, boiling the kettles or even your percolating your favorite Italian coffee.





Heat & Cook. Item no: 3170754

## HEAT & COOK

Whether it's a wood-fired pizza out on the deck on a sunny autumn Sunday, or the primary source of heat for your small-to-mid-sized home, Scandia's 'Heat & Cook' wood fire and cooking appliance is the perfect off-the-grid solution for heating, cooking and to supplement your solar hot water in winter with the addition of a hot water boiler (optional).

It comes with a large baking oven and a cook top to match. The hot plates are removable so you can do some open flame cooking and the oven itself is temperature controlled, has two removable trays and a heat shield that can be removed to take that heat all the way up. The Heat & Cook is also fitted with high temperature resistant glass and incorporates the 'Clearview' air wash system, which helps prevent blackening of the glass and cuts down on cleaning maintenance.

So, if you're wanting to keep warm and cook up a storm, the Heat & Cook wood fire is the one for you.

### TECHNICAL DETAILS

- |                          |                             |                           |
|--------------------------|-----------------------------|---------------------------|
| Heat up to 200m²         | Firebox: 415w x 333d x 380h | Optional hot water jacket |
| Radiant heating - no fan | Heater: 650w x 609d x 861h  | Radiant cooking surface   |
| 5mm heavy duty firebox   | Oven: 440w x 370d x 300h    | Large baker's oven        |

### WHAT YOU WILL NEED

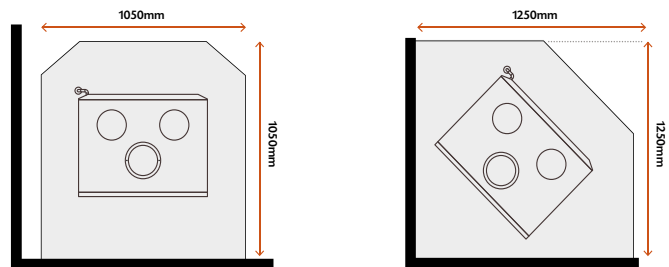
#### FLUE KIT OPTIONS

Sleek Black Flue Kit	3171234
Black Mesh Flue Kit	3180672

#### ROOF FLASHING OPTIONS

Metal Roof Flashing	3171673
Tile Roof Flashing	3171672

#### HEARTH OPTIONS : Straight 1050mm x 1050mm or Corner 1250mm x 1250mm



FLUE AND ROOF FLASHING OPTIONS ARE ON PAGES 32-34.

Please note: All wood fires must be installed by a qualified person whose work conforms with local council regulations, Australian/New Zealand standards (AS/NZS 2918:2018) & manufacturers recommendations.

### MUST HAVES

Complete your set up with one of many Scandia designed fireside accessories combined with our comprehensive range of cleaning and maintenance products.




PAGE 44



Item no: 3171611



PAGE 49



PAGE 48



- ✓ The Heat & Cook is the perfect wood fire for regional locations. Popular with customers wanting a cooking or off-the-grid option.
- ✓ To get the best stove top cooking results from your Heat & Cook, don't use everyday kitchen pots or pans, instead use camping style heavy, well-seasoned cast iron pots and pans.
- ✓ To keep your Heat & Cook in optimum condition, use the supplied heavy duty wire cleaning brush prior to winter to remove any internal built up of soot and creosote.
- ✓ The Heat & Cook is the only wood fire that supports a Hot Water Jacket so you can hook it up to a vented hot water system. (see manual for further details as it cannot be connected to mains pressure water)
- ✓ The Heat & Cook uses liners in the firebox to radiate heat more effectively, some flex and bend in these are normal and only require replacement when 1mm of material is left.





## EDGE 50

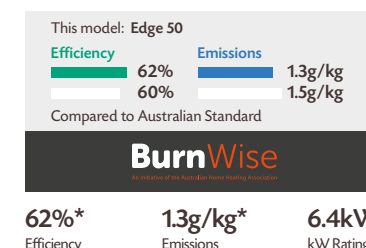
With a nod to French provincial designs and inspired by the idea of bringing your indoor and outdoor living areas together, the Scandia Edge 50's clean lines, elegant legs and three-sided viewing glass are a welcome addition to any living space.

The Edge 50 is powerful enough to heat areas up to 200m<sup>2</sup>, has a 10-year firebox warranty and has the option of evolving the default French provincial leg stand to a modern asymmetrical piece with the addition of our stylish wood stacker base.

Funky and fun, the Edge 50 will suit any modern look you're going for while throwing out a good deal of heat for its size.

### TECHNICAL DETAILS

- Heat up to 200m<sup>2</sup>
- Radiant heating - no fan
- 5mm heavy duty firebox
- Optional wood stacker pedestal
- Firebox: 482w x 334d x 312h
- Heater: 625w x 492d x 770h
- Out performs Australian Standards
- Panoramic fire views with glass on three sides



### WHAT YOU WILL NEED

#### FLUE KIT OPTIONS

Sleek Black Flue Kit	3171234
Black Mesh Flue Kit	3180672

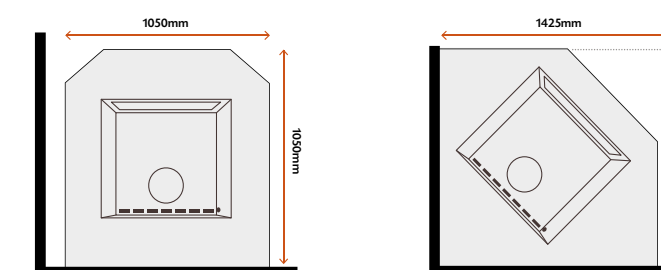
#### ROOF FLASHING OPTIONS

Metal Roof Flashing	3171673
Tile Roof Flashing	3171672

FLUE AND ROOF FLASHING OPTIONS ARE ON PAGES 32-34.

Please note: All wood fires must be installed by a qualified person whose work conforms with local council regulations, Australian/New Zealand standards (AS/NZS 2918:2018) & manufacturers recommendations.

#### HEARTH OPTIONS : Straight 1050mm x 1050mm or Corner 1425mm x 1425mm




### MUST HAVES

Complete your set up with one of many Scandia designed fireside accessories combined with our comprehensive range of cleaning and maintenance products.



PAGE 45



PAGE 47



PAGE 48



PAGE 48



- ✓ By adding the Scandia EcoFan, or the new EcoFan-Swing to the top of your Edge 50, you will be able to gently circulate heat throughout your living space.
- ✓ Use the firebox size to determine the best-cut firewood length. The optimal log length for the Edge 50 is 400mm.

- ✓ The impact-resistant glass front and sides will get hot, so Scandia Heater Guards are always a good safety option when operating this wood fire.
- ✓ The Edge 50 is a compact yet powerful wood fire for its size, careful consideration should be taken with installation and clearances to combustibles please refer to [www.scandiastoves.com.au](http://www.scandiastoves.com.au) for more information.





Helix. Item no: 3171227

# HELIX

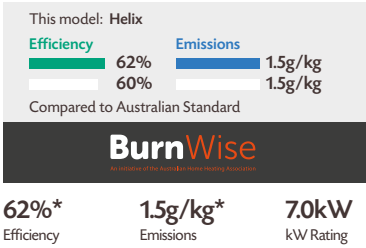
Scandinavian-inspired design with elegant contours and subtle lines, the Helix wood fire is the perfect centerpiece for any contemporary home.

It comes with a handy, built-in wood storage pedestal and a 5mm Steel Firebox with robotic seam welding. A beautiful radiant wood fire capable of heating up to 200m<sup>2</sup>, the Helix delivers an ambience and warmth you can only get from an Australian-designed wood fire.

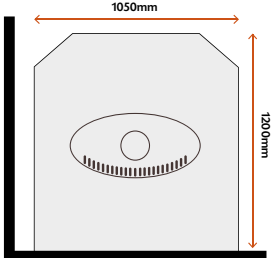
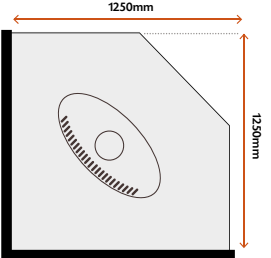
Sit and watch the flames inside a stylish contemporary design finished with hidden controls and handles.

## TECHNICAL DETAILS

- Heat up to 200m<sup>2</sup>
- Elegant curved panel window
- Radiant heating - No fan
- 5mm heavy duty firebox
- Firebox: 390w x 250d x 410h
- Heater: 608w x 443d x 1158h
- Out performs Australian Standards
- Practical wood storage



## WHAT YOU WILL NEED

<b>FLUE KIT OPTIONS</b> Sleek Black Flue Kit 3171234 Black Mesh Flue Kit 3180672	<b>ROOF FLASHING OPTIONS</b> Metal Roof Flashing 3171673 Tile Roof Flashing 3171672	<b>HEARTH OPTIONS</b> : Straight 1050mm x 1200mm or Corner 1250mm x 1250mm  
--	---	---

FLUE AND ROOF FLASHING OPTIONS ARE ON PAGES 32-34.

Please note: All wood fires must be installed by a qualified person whose work conforms with local council regulations, Australian/New Zealand standards (AS/NZS 2918:2018) & manufacturers recommendations.

## MUST HAVES

Complete your set up with one of many Scandia designed fireside accessories combined with our comprehensive range of cleaning and maintenance products.



- HOT TIP

  - The base of the Helix door has two separate holes for air supply. One is the adjustable primary air, the other is fixed in the open position. When lighting the wood fire, always ensure the primary air control is fully open, as this will prevent potential blackening of the glass frontage.
  - Maintain the crisp, clear flame view by regularly using Scandia's Dry Glass Cleaner, no liquids, no rising, no fuss.
- Fire tool sets come in a variety of combinations: usually 3 or 4 tools. The tools may be a combination of the following: a brush, a poker, a scraper, a shovel, or tongs. The Scandia Gunmetal Black Firetool Set is perfectly paired for use with the Helix wood fire.
  - Comes fitted with a fire grate and removable ash pan for quick and easy maintenance. Regular maintenance ensures your wood fire operates efficiently and burns with minimum emissions.





Supremacy 200. Item no: 3171219

## SUPREMACY 200

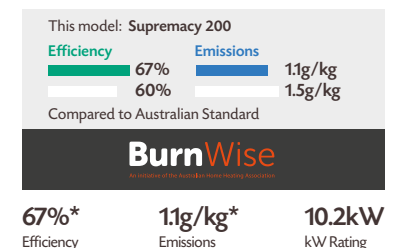
This premium mid-size, slow-combustion wood fire is the perfect solution for homes up to 25.8 squares (240m<sup>2</sup>).

The Supremacy range represents the pinnacle in wood-fired appliances that are built to last a lifetime. This beautifully styled wood fire epitomises the synergies achieved when you combine functionality and quality construction with cutting-edge design.

With its bay window design and heavy-duty 8mm steel firebox, the Supremacy 200 is engineered to deliver a unique combination of elegance, technology, sustainability and industry-leading performance.

### TECHNICAL DETAILS

- |                                 |                                   |
|---------------------------------|-----------------------------------|
| Heat up to 240m <sup>2</sup>    | Firebox: 500w x 410d x 320h       |
| Fan-forced convection heating   | Heater: 656w x 566d x 720h        |
| 15 year firebox warranty        | 8mm heavy duty firebox            |
| Soft-touch Infrared Fan Control | Out performs Australian Standards |



### WHAT YOU WILL NEED

#### FLUE KIT OPTIONS

Sleek Black Flue Kit	3171234
Black Mesh Flue Kit	3180672

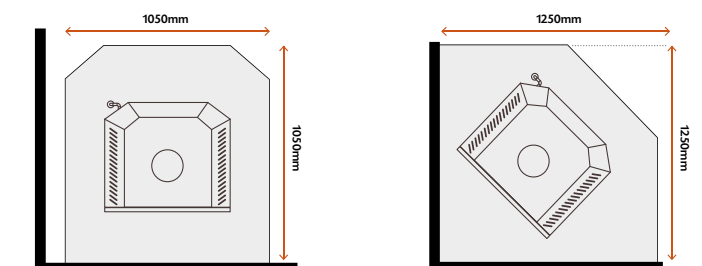
#### ROOF FLASHING OPTIONS

Metal Roof Flashing	3171673
Tile Roof Flashing	3171672

FLUE AND ROOF FLASHING OPTIONS ARE ON PAGES 32-34.


Please note: All wood fires must be installed by a qualified person whose work conforms with local council regulations, Australian/New Zealand standards (AS/NZS 2918:2018) & manufacturers recommendations.

#### HEARTH OPTIONS : Straight 1050mm x 1050mm or Corner 1250mm x 1250mm



### MUST HAVES


Complete your set up with one of many Scandia designed fireside accessories combined with our comprehensive range of cleaning and maintenance products.



PAGE 45



PAGE 47



PAGE 49



PAGE 48



- ✓ The Supremacy range comes with the "Easyfit" 8mm heavy-duty baffle plate, which has been designed to reflect heat back into the living space. Before the start of winter check your baffle plate, if there are signs of wear and tear it's simple to order and replace.
- ✓ Create a design statement and pair your Supremacy wood fire with the modern design-inspired Jindabyne Sling wood storage accessory and the Jindabyne Firetool set.

- ✓ Supremacy 200 is a Fan-forced convection wood fire with a 3-speed fan. This allows you to regulate the heat within the living space the wood fire is located.
- ✓ When opening the bay window, crack the seal and wait for 10 seconds allowing excess smoke to be drawn out and up through the flue.





Supremacy 300. Item no: 3171224

## SUPREMACY 300

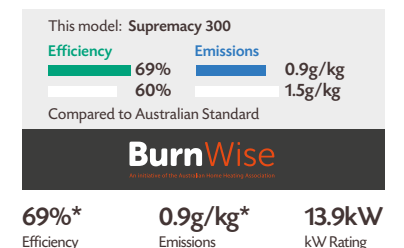
The largest model in our premium range, the Supremacy 300 sets an imposing presence in any room.

The Supremacy range of wood fires both come with a soft-touch infrared fan remote control so you can conveniently adjust the heat output without moving from comfort of your couch.

With its sleek lines, bay window design and massive firebox for larger logs, this powerful yet elegant unit is capable of heating large open plan homes and commercial spaces up to 360m<sup>2</sup>.

### TECHNICAL DETAILS

- |                                 |                                   |
|---------------------------------|-----------------------------------|
| Heat up to 360m <sup>2</sup>    | Firebox: 597w x 470d x 351h       |
| Fan-forced convection heating   | Heater: 756w x 668d x 762h        |
| 15 year firebox warranty        | 8mm heavy duty firebox            |
| Soft-touch Infrared Fan Control | Out performs Australian Standards |



### WHAT YOU WILL NEED

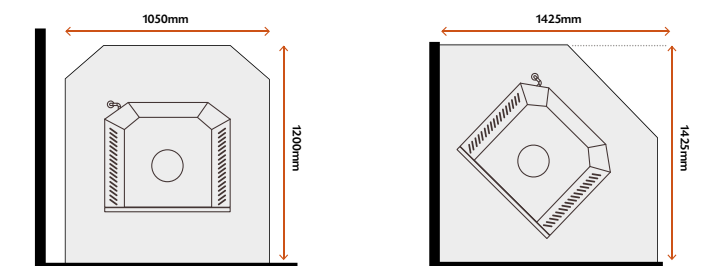
#### FLUE KIT OPTIONS

Sleek Black Flue Kit	3171234
Black Mesh Flue Kit	3180672

#### ROOF FLASHING OPTIONS

Metal Roof Flashing	3171673
Tile Roof Flashing	3171672

#### HEARTH OPTIONS : Straight 1050mm x 1200mm or Corner 1425mm x 1425mm




FLUE AND ROOF FLASHING OPTIONS ARE ON PAGES 32-34.


Please note: All wood fires must be installed by a qualified person whose work conforms with local council regulations, Australian/New Zealand standards (AS/NZS 2918:2018) & manufacturers recommendations.

### MUST HAVES


Complete your set up with one of many Scandia designed fireside accessories combined with our comprehensive range of cleaning and maintenance products.



PAGE 45



PAGE 47



PAGE 49



PAGE 48



- ✓ The Supremacy 300 Fan-forced convection wood fire can heat up to 360m<sup>2</sup>, perfect for your primary source of heat in large open-plan living spaces or where multiple-room heating is required.
- ✓ The 8mm heavy-duty steel provides a 15-year firebox warranty.
- ✓ Combine your Supremacy 300 with up to 4 room ducted heat transfer kit to maximise whole-of-home comfort.

- ✓ Add an aesthetic style to your living area by storing your firewood close to your Supremacy wood fire. Pair your wood fire with Scandia's Beehive wood storage system and enjoy your own clean and styled heated living area.
- ✓ Regularly removing dust, dirt and soot using Scandia's spray-on glass and surface cleaner preserves that brand-new wood fire appearance.





Styliste 10 freestanding options



Plinth 10. Item no: 3171682



Plinth 16. Item no: 3171683



Woodbox. Item no: 3171689



Pedestal. Item no: 3171685

Styliste 10 Inbuilt options



Mid Mount Fascia. Item no: 3171698



Floor Mount Fascia. Item no: 3171697

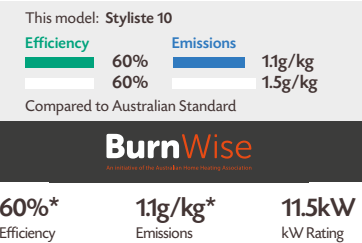
# STYLISTE 10

The beautifully crafted Styliste 10 engages you with its clean lines, expansive firebox and captivating flame pattern that mesmerises with its radiant ambience. The Styliste 10 effectively and efficiently heats homes up to 300m2.

The epitome of style and elegance Styliste by Scandia takes the essence of traditional radiant wood fire design and elevates it to an entirely new level. The beautifully crafted Styliste 10 boasts clean lines, expansive fire views and unparalleled performance for emissions and efficiency.

## TECHNICAL DETAILS

- Heat up to 300m<sup>2</sup>
- Radiant heating - No fan
- 10 year firebox warranty
- 5 Freestanding & 2 Inbuilt designs
- Firebox: 930w x 370d x 316h
- Heater: 1060w x 540d x 760h
- 5mm heavy duty firebox
- Out performs Australian Standards



## WHAT YOU WILL NEED

FREESTANDING INSTALL		INBUILT MASONRY CAVITY INSTALL		INBUILT TIMBER STUD CAVITY INSTALL		ROOF FLASHING OPTIONS	
Sleek Black Flue Kit	3171234	4m 6" Inbuilt Flue Kit	3170671	Zero Clearance Box	3171693	Metal Roof Flashing	3171673
Black Mesh Flue Kit	3180672			Triple skin Zero Clearance Flue Kit	3171271	Tile Roof Flashing	3171672


FLUE AND ROOF FLASHING OPTIONS ARE ON PAGES 32-34.

Please note: All wood fires must be installed by a qualified person whose work conforms with local council regulations, Australian/New Zealand standards (AS/NZS 2918:2018) & manufacturers recommendations.


**HEARTH OPTIONS :** Custom Straight: 1300mm x 1300mm  
Custom Corner: 1750mm x 1750mm  
Custom Floor Mount Inbuilt: 1300mm x 600mm  
\*Hearths must be made from non-combustable materials.

## MUST HAVES

Complete your set up with one of many Scandia designed fireside accessories combined with our comprehensive range of cleaning and maintenance products.




PAGE 45



PAGE 47



PAGE 49



PAGE 48



- ✓ Consult with your installer when opting for an inbuilt installation as the cavity design and hearth requirements need careful consideration. If you plan to use the Styliste 10 as your primary heat source your installer will be able to provide guidance on suitability.
- ✓ When loading perfectly seasoned firewood logs into your firebox, ensure to orientate/lay them front to back. This allows combustion air to flow between the logs which will result in a longer, cleaner and more efficient burn.
- ✓ By adding the Scandia EcoFan, or the new EcoFan Swing, you will be able to gently circulate heat throughout your living space.
- ✓ Adjusting the combustion air down for a slow overnight burn may leave soot or creosote build-up on the glass, regularly use Scandia's glass cleaning products to maintain that clean and clear fire view.





Warmbrite 280i. Item no: 0249054



Floor Fascia (included)

# WARMBRITE 280i

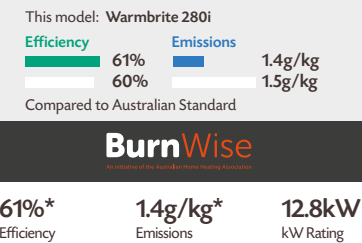
The Warmbrite 280i combines contemporary styling and excellent performance in a mid-sized, in-built wood fire that is perfect for heating indoor areas up to 280m2.

Designed to support a multiple mounting solution, the 280i can be installed in most existing masonry fireplaces, or as an optional ‘mid’ or ‘floor’ mount solution in to purpose-built wall cavities using the Scandia Zero Clearance Box.

The 280i’s deceptively large firebox is lined back, sides and base with silica firebricks to capture and retain the heat, warming your area for longer. The compact design is set off with a large door window that provides a wonderful view of the flames inside, and for the mid wall mount and floor mount options, the Warmbrite 280i comes with custom fascias to perfectly offset the unit’s stylish design.

## TECHNICAL DETAILS

- Heat up to 280m<sup>2</sup>
- To suit mid or floor mount install
- Zero clearance option
- Firebox: 601w x 355d x 414h
- Heater: 672w x 599d x 593h
- Out performs Australian Standards



## WHAT YOU WILL NEED

INBUILT MASONRY CAVITY INSTALL	INBUILT TIMBER STUD CAVITY INSTALL	ROOF FLASHING OPTIONS
6" 4M Inbuilt Flue Kit 3170671	Zero Clearance Box 0299189	Metal Roof Flashing 3171673
	Triple Skin Zero Clearance Flue Kit 3171271	Tile Roof Flashing 3171672

FLUE AND ROOF FLASHING OPTIONS ARE ON PAGES 32-34.

Please note: All wood fires must be installed by a qualified person whose work conforms with local council regulations, Australian/New Zealand standards (AS/NZS 2918:2018) & manufacturers recommendations.

HEARTH OPTIONS : Custom Straight : 920w x 860d x 25h

## MUST HAVES


Complete your set up with one of many Scandia designed fireside accessories combined with our comprehensive range of cleaning and maintenance products.



PAGE 45



PAGE 45



PAGE 47



PAGE 48



- The Warmbrite 280i brings together the best attributes of previous models. It introduces a deeper wider glass panel for better visibility, good heat output and low emissions therefore a great upgrade from an old inefficient open fireplace. This will aid in reducing your annual heating bill.
- To secure your warranty, take note or a photo of the compliance plate on the rear of an inbuilt wood fire prior to installation.
- The 280i is the perfect inbuilt option for wall cavity and masonry fireplace installations. Contact your installer for advice when installing around combustible materials, for installation compliance you must always use the Scandia Zero Clearance Box and Triple Skin Zero Clearance Flue Kit.
- Installers need to double-check all installation requirements. If unsure, call for tech help on 1300 HEATER.





Avante (Default Black Fascia). Item no: 3171225



Corten Fascia. Item no: 3171265



Stainless Steel Fascia. Item no: 3171266



5.5mm Stainless Steel Cooking Plate included.








## AVANTE

Engineered for both indoor and outdoor areas, the Avante open wood fire is as adaptable as it is stylish with uninterrupted views beautifully framed by one-of-three fascia options, rust corten, stainless steel or default black as supplied. The Avante heats areas up to 150m<sup>2</sup> indoors and included with every Avante is an adjustable, stainless steel cooking plate and grill which converts this wood fire into a wood-fired BBQ and grill in a matter of seconds.

The firebrick setup for the Avante is all about heat and efficiency. Silica bricks for the base of the firebox store the heat and the vermiculite bricks at the rear wall reflect the heat forward, creating an even heat throughout the wood fire.

The Avante can be installed in a masonry fashion or as a wall unit with a zero clearance box option. The ten-inch flue kits for the Avante install are also available in both options, so it's a wood fire you can truly design your way for your needs!

### TECHNICAL DETAILS

-  Indoor/outdoor open fire
-  Firebox: 890w x 445d x 360h
-  Zero Clearance Box Option
-  6mm stainless steel cooking plate and grill
-  Heater: 1000w x 509d x 752h
-  Removable safety screen included
-  Fascia: 1294w x 65d x 770h

### WHAT YOU WILL NEED

#### INBUILT MASONRY CAVITY INSTALL

4 meter 10" Masonry Inbuilt Flue Kit 3171275

#### INBUILT TIMBER STUD CAVITY INSTALL

Zero Clearance Box 3171273  
Triple Skin Zero Clearance Flue Kit 3171274

#### ROOF FLASHING OPTIONS


Metal Roof Flashing 3171673  
Tile Roof Flashing 3171672

FLUE AND ROOF FLASHING OPTIONS ARE ON PAGES 32-34.

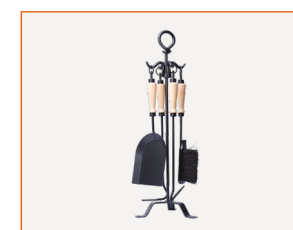
Please note: All wood fires must be installed by a qualified person whose work conforms with local council regulations, Australian/New Zealand standards (AS/NZS 2918:2018) & manufacturers recommendations.

### MUST HAVES


Complete your set up with one of many Scandia designed fireside accessories combined with our comprehensive range of cleaning and maintenance products.



PAGE 46



PAGE 47



PAGE 46



PAGE 46




- ✓ The Avante open wood fire is as adaptable as it is stylish with uninterrupted fire views that are beautifully framed by one-of-four options, making it the ideal centerpiece for any entertaining area.
- ✓ Building in a cavity-style firewood storage niche not only looks stylish and neat but it will ensure your firewood is well-seasoned and maintains a moisture level below 20%.

- ✓ Every Avante is supplied with a safety screen. This screen will reduce the risk of sparks emitting from the fire.
- ✓ Before your first cook on the Avante, make sure you season the stainless steel plate and grill by applying a good grade cooking oil when hot. After each cook thoroughly cleans the surface, re-season and store away under the firebox storage niche.



ELECTRIC FIRES

Promotional items are display as ■  
Customer Special Order items are displayed as ■



SPECIAL  
ORDERS



**AURORA 74"**  
Item no: 0411393 ■

Overall size:  
1880w x 150d x 429h



**AURORA 50"**  
Item no: 0411392 ■

Overall size:  
1270w x 150d x 429h



**AURORA 36"**  
Item no: 0411396 ■

Overall size:  
915w x 150d x 410h

AURORA

Scandia's new range of electric heating appliances, the Aurora series, are anything but traditional and will absolutely exceed any expectations of what an electric fire should be!

Those looking for something that can heat the room comfortably, is visually stunning, has interchangeability by way of multiple flame, top light and media lighting colour combinations, will definitely find the Aurora the perfect fit.

The Aurora comes in 36", 50" and 74" models, all fully programmable via remote control, by use of the touch screen controls on the unit itself or by way of the downloadable Scandia Aurora Wi-Fi app for smartphones.

With its great looks, the Aurora series also provides multiple heating options, with both 750W and 1500W heating modes available for you to control the warmth you need at any given time of year.

The Scandia Aurora range of electric fires comes with a 2-year domestic warranty, and can be fitted as a recess option or directly mounted onto a wall, either installation is sure to stand out in any room

FEATURES AND BENEFITS

- ✓ Wi-Fi app control
- ✓ Google and Alexa smart home integration
- ✓ Recessed or wall mounting options
- ✓ Available in 3 sizes (36", 50" and 76")
- ✓ LCD slimline remote control
- ✓ Cool touch glass
- ✓ 2 heat settings (750W and 1500W)
- ✓ 13 Flame and fuel bed colour options
- ✓ Flame effect mode with or without heating mode
- ✓ 4 downlight colour options (off, Orange, Blue and Purple)
- ✓ Safety overheat protection
- ✓ 1-9 hours timer function
- ✓ All LED lighting technology
- ✓ LCD display

Multiple flame colour options



Multiple media colour options




Control options





# FREESTANDING WOOD FIRE INSTALLATION ACCESSORIES

Promotional items are display as ■  
Customer Special Order items are displayed as ■





Black Mesh Flue Kit. Item no: 3180672

## BLACK MESH 4M FLUE KIT

Designed and tested to suit all Scandia freestanding wood fires, the powder coated, black mesh decorative flue looks great on any of the traditional wood fire range.

### ADDITIONAL BLACK MESH PARTS:

Black mesh 1m extension:  
Item no: 3170782

Black mesh internal bend kit:  
Rear bend kit. Item no: 3170798  
Right bend kit. Item no: 3170795 ■  
Left bend kit. Item no: 3170794 ■  
Front bend kit - Item: 3170796 ■



Sleek Black Flue Kit. Item no: 3171234

## SLEEK BLACK 4M FLUE KIT

Designed and tested to suit all Scandia freestanding wood fires, the powder coated, sleek black decorative flue looks great on both of the contemporary wood fire range.

### ADDITIONAL SLEEK BLACK PARTS:

Sleek black 1m extension:  
Item no: 3171268

Sleek black internal bend kit:  
Rear bend kit. Item no: 3171253  
Right bend kit. Item no: 3171251 ■  
Left bend kit. Item no: 3171250 ■  
Front bend kit - Item: 3171252 ■

## WHAT'S INCLUDED IN THE SCANDIA 4M FLUE KIT?


- 4 x 6" 1m 304 SST Active Flue
- 1 x 1m 8" Decorative Casing
- 1 x 1m 8" Decorative Casing with heat shield
- 1m Triple Skin Drop Box - Powder coated
- 1 x 1m 8" Galvanised Casing
- 1 x 1m 10" Galvanised Casing
- SST Anti down draft Cowl & Cone
- 4 Ceramic Spacers
- Ceiling collar
- 2 x Mounting brackets



For more information about flues,  
scan the QR code to watch a  
short video or visit our website  
[www.scandiastoves.com.au](http://www.scandiastoves.com.au).

# FREESTANDING WOOD FIRE INSTALLATION ACCESSORIES

Promotional items are display as ■  
Customer Special Order items are displayed as ■





1m External Flue Extension.  
Item no: 3170783



8-10" Penetration Box.  
Item no: 3170790 ■

## EXTERNAL FLUE EXTENSION - 1M

This triple skin kit is perfect for extending both our zero clearance and decorative flue kits in ceiling cavities, walls and above the roof lines in 1m increments.

### ADDITIONAL PARTS:

45° External bend kit.  
Item no: 3170799



Roof flashing

## ROOF FLASHING

Every roof penetration requires a roof flashing to be installed. Scandia's roof flashing range has been engineered for use with high temperature outlets such as flues and chimneys and is pre-cut to fit our standard flue kits.

Available options:  
Tile roof flashing. Item no: 3171672  
Iron roof flashing. Item no: 3171673

## ADDITIONAL INSTALLATION ITEMS

Items not in stock can be ordered from the Special Orders desk – ask in store or visit the website for details.



## INSTALLATION

It is a requirement that all Scandia solid fuel and gas appliances are fitted by a qualified, licensed installer whose work complies with local council regulations, Australian standards and manufacturer's specifications. Failure to correctly install is extremely dangerous, will void any warranty claims and may compromise any future insurance claims.



# INBUILT INSTALLATION ACCESSORIES

## FLEXI FLUE EXTENSION

The Scandia 6" Stainless Flexi Flue is ideal for use in difficult shaped situations such as you might find in a masonry chimney. Flexi flue can only be ordered in increments of 1 metre up to a maximum length of 5 metres.

## ADDITIONAL PARTS:

Flexi flue adaptor:  
Item no: 3170792  
(Required to adapt 6" flexi flue to standard 6" flue.)



Flexi Flue Extension. Item no: 3170791 ■

## 6" INBUILT 4M FLUE KIT

Designed and tested to suit Scandia inbuilt wood fires, this flue kit is for use in an existing masonry chimney. Kit includes four 1m active flue extensions, chimney plate cover, cowl and cone.

Suits products 3171223, 3171221, 3171534, 3171533, 3172801

## ADDITIONAL INBUILT FLUE KITS:

Avante 3.6m inbuilt flue kit:  
Item no: 3171275



6" Inbuilt 4m Flue Kit. Item no: 3170671 ■

## ZERO CLEARANCE BOX

When installed with the zero clearance solution, Scandia inbuilt wood fires can be installed into a timber stud wall, making them the ideal solution for contemporary homes that don't have an existing chimney or fireplace.

## ZERO CLEARANCE BOX OPTIONS:

Warmbrite 280i:  
Item no: 0299189  
Warmbrite 200i & 300i:  
Item no: 3171270  
Styliste 10:  
Item no: 3171693  
Avante:  
Item no: 3171273



Zero Clearance Box. Item no: 0299189 ■

## WARMBRITE & STYLISTE ZERO CLEARANCE FLUE KIT

Designed and tested to accompany the zero clearance box, this flue kit allows the inbuilt wood fire range to be installed into a timber stud wall. Kit includes four triple skin 1m flue extensions, cowl and cone.

Suits products 3171258, 0249054, 3171221, 3171534, 3171533

## ADDITIONAL ZERO CLEARANCE FLUE KITS:

Avante' zero clearance flue kit:  
Item no: 3171274



Zero Clearance Flue Kit. Item no: 3171271 ■

Promotional items are display as ■  
Customer Special Order items are displayed as ■



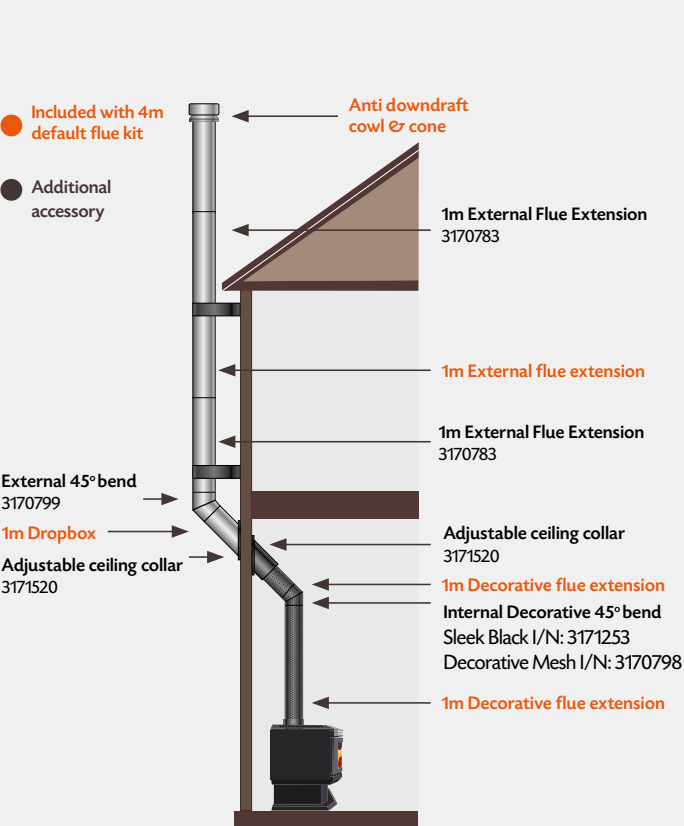
# WOOD FIRE FLUE INSTALLATION

## SCANDIA 4M FLUE KIT - WHAT'S INCLUDED?

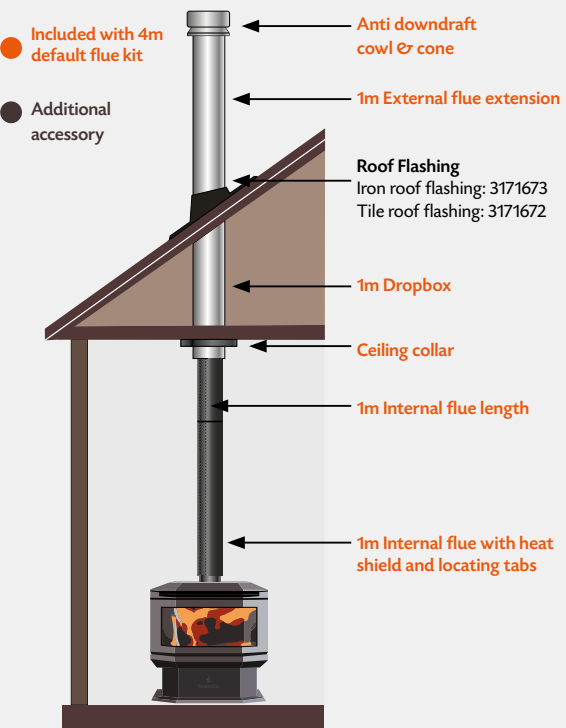
- 4 x 6" 1m 304 SST Active flue
- 1 x 1m 8" Decorative Casing
- 1 x 1m 8" Decorative Casing with heat shield
- 1m Triple Skin Drop Box - Powdercoated
- 1 x 1m 8" Galvanised Casing
- 1 x 1m 10" Galvanised Casing
- SST Anti down draft Cowl & Cone
- 4 Ceramic Spacers
- Ceiling collar
- 2 x Mounting brackets



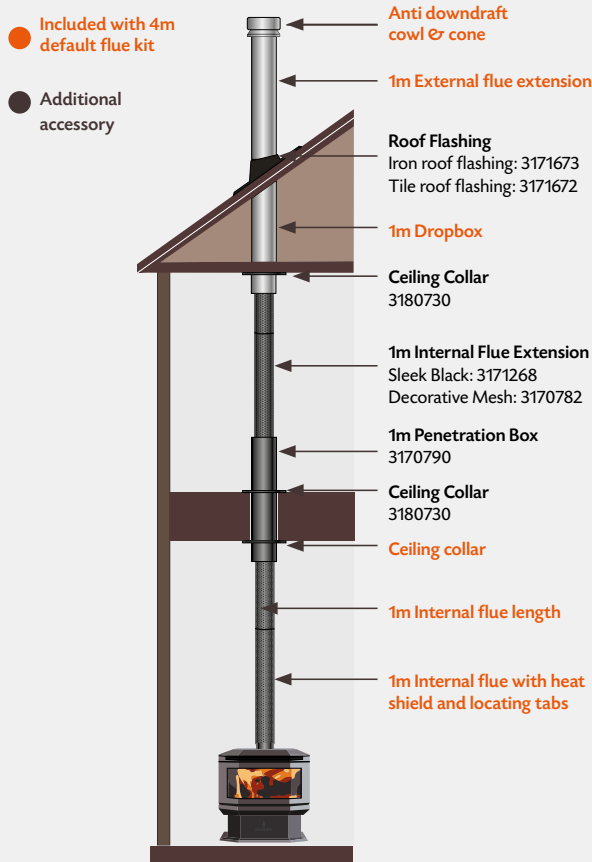
## SECOND STORY INSTALLATION THROUGH SIDE WALL



## STANDARD FREESTANDING WOOD FIRE INSTALLATION



## MULTI-STOREY WOOD FIRE INSTALLATION





### ARE ALL FLUE KITS THE SAME?

Not all flues are equal and an incorrectly installed or poor quality flue can significantly impact the performance of any wood heater. Scandia wood fire appliances are independently tested for emissions, efficiency and thermal clearances using the relevant Scandia flue kit. To ensure you get the best possible performance, we recommend all Scandia wood fire appliances be installed using the recommended Scandia Default Flue Kit and any required extensions.

### FLEXI FLUE EXTENSION

The Scandia 6" Stainless Flexi Flue is ideal for use in difficult shaped situations such as you might find in a masonry chimney.

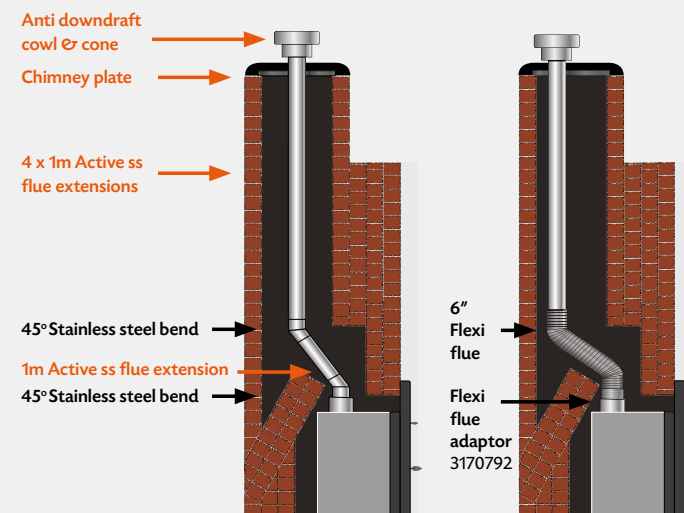
Flexi flue can only be ordered in increments of 1 metre up to a maximum length of 5 metres.



Flexi flue extension. Item no: 3170791

**NOTE:** Always refer to the installation manual on our website for up to date specific detail on the appliance you are installing.

## EXISTING MASONRY FIREPLACE INSTALLATION



### Scandia's inbuilt wood fire flue kit.

#### CONTENTS

- 4 x 6" (152mm) stainless steel flue 1 metre length.
- 1 x 6" (152mm) stainless steel anti down draft cowl.
- 1 x 6" – 10" (152mm – 254mm) stainless steel cover cone.
- 1 x 10" (254mm) chimney plate.

#### FEATURES

- 304 SST cowl & cone
- Zinc plated casings
- High temperature powder coat finishes
- Chimney cover plate

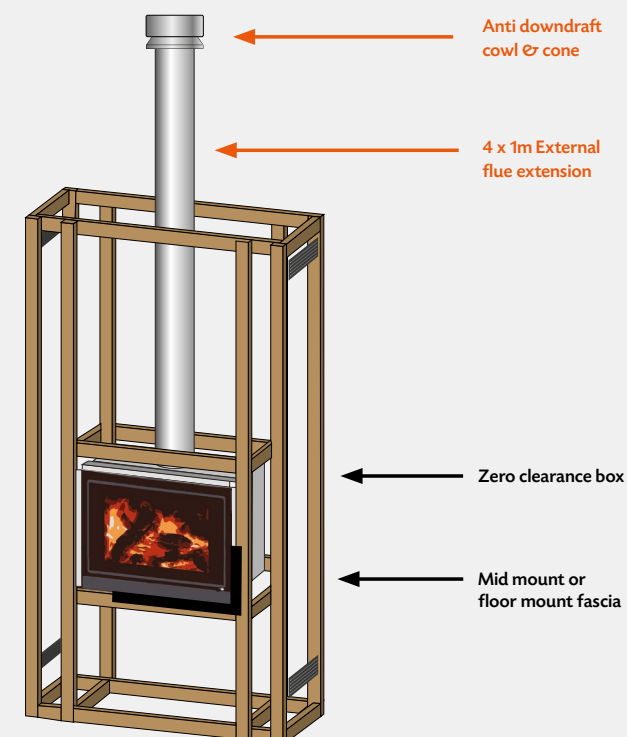
#### PURPOSE

Suitable for installing Warmbrite 280i Insert wood fires in masonry fireplace.

Additional flue lengths or components may be required.

**NOTE:** Always refer to the installation manual on our website for up to date specific detail on the appliance you are installing.

## ZERO CLEARANCE INBUILT WOOD FIRE INSTALLATION



## HEARTHTHS

Promotional items are display as ■  
Customer Special Order items are displayed as ■



### CERAMIC TILE HEARTH – CORNER INSTALL

This modern, black, ceramic tile hearth pad is made from durable, non-combustible materials, is easy to install and available in two sizes; suitable for all wood fire brands.

- Steel angle frame on all sides
- Available in two sizes (mm):  
1250 x 1250 Item no: 3171526  
1425 x 1425 Item no: 3171527 ■



### CERAMIC TILE HEARTH – STRAIGHT WALL

This modern, black, ceramic tile hearth pad is made from durable, non-combustible materials, is easy to install and available in three sizes; suitable for all wood fire brands.




- Steel angle frame on all sides
- Available in three sizes (mm):  
1050 x 1050 Item no: 3171524  
1050 x 1200 Item no: 3171522  
1200 x 1200 Item no: 3171525 ■


### CUSTOM HEARTH

Of course, you can always opt for a custom solution to floor protection and, if so, we'd recommend that you speak to a stone mason regarding tiles, concrete and other non-combustible hard surfaces.



HEATER GUARDS

Promotional items are display as   
Customer Special Order items are displayed as  



Item no: 3180726

SMALL CHILD SAFETY GUARD

This sturdy child safety guard minimises the risk of coming into contact with what can be extremely hot surfaces. Suits most mid size wood fires.

- Heavy duty steel construction
- Dual opening door (685w x 600h)
- Rear stabilising bar
- Size: 1080w x 1055d x 800h



Item no: 3180725

LARGE CHILD SAFETY GUARD

This sturdy child safety guard will minimise the risk of coming into contact with what can be extremely hot surfaces. Suits most large wood fires.

- Heavy duty steel construction
- Dual opening door (860w x 600h)
- Rear stabilising bar
- Size: 1275w x 1275d x 800h



Item no: 3171519

LARGE CORNER CHILD SAFETY GUARD

This sturdy child safety guard will minimise the risk of coming into contact with what can be extremely hot surfaces. Designed to accommodate corner installations for most large wood fires.

- Heavy duty steel construction
- Dual opening door (860w x 600h)
- Rear wall secure points
- Size: 2050w x 720d x 800h

TECHNICAL INFORMATION

**PROFESSIONAL INSTALLATION**  
It is a requirement that all Scandia wood fire and gas appliances are fitted by a qualified, licensed installer whose work complies with local council regulations, Australian standards and manufacturer’s specifications. Failure to correctly install is extremely dangerous, will void any warranty claims and may compromise any future insurance claims.

SCANDIA SOLID FUEL WOOD FIRE COMPARISON CHART											
	Firebox thickness	3 speed fan	Heating capacity	Emissions	Efficiency	Average kW Rating	Peak kW Rating	Net weight	Gross weight	Packaged (mm) W x D x H	Firebox Warranty
WARMBRITE 140	5mm	No	140m <sup>2</sup>	1.5g/kg	63%	15.6kW	18kW	85kg	99kg	576 x 576 x 860	10 Years
WARMBRITE 200	5.5mm	Yes	200m <sup>2</sup>	1.1g/kg	67%	7.9kW	12.1kW	144kg	160kg	773 x 645 x 867	10 Years
WARMBRITE 300	5.5mm	Yes	300m <sup>2</sup>	1.3g/kg	62%	10.1kW	14.4kW	156kg	172kg	808 x 675 x 890	10 Years
WARMBRITE 280i	5.5mm	Yes	280m <sup>2</sup>	1.4g/kg	61%	12.8kW	12.8kW	TBA	TBA	TBA	10 Years
AVANTE	6mm	No	150m <sup>2</sup>	N/A	N/A	N/A	N/A - No fan	195kg	215kg	1090 x 620 x 715	10 Years
HEAT & COOK	5mm	No	200m <sup>2</sup>	N/A	N/A	N/A	N/A - No fan	229kg	246kg	765 x 710 x 1075	10 Years
SUPREMACY 200	8mm	Yes	240m <sup>2</sup>	1.1g/kg	67%	10.2kW	14.2kW	160kg	175kg	767 x 657 x 875	15 Years
SUPREMACY 300	8mm	Yes	360m <sup>2</sup>	0.9g/kg	69%	13.9kW	18.2kW	200kg	215kg	880 x 765 x 940	15 Years
HELIX	5mm	No	200m <sup>2</sup>	1.5g/kg	62%	7.0kW	9.9kW	155kg	178kg	725 x 580 x 1315	10 Years
EDGE 50	5mm	No	200m <sup>2</sup>	1.3g/kg	62%	6.4kW	9.4kW	98kg	115kg	680 x 585 x 640	10 Years
STYLISTE 10	5mm	No	*300m <sup>2</sup>	1.1g/kg	60%	11.5kW	16.2kW	175kg	195kg	1160 x 652 x 668	10 Years

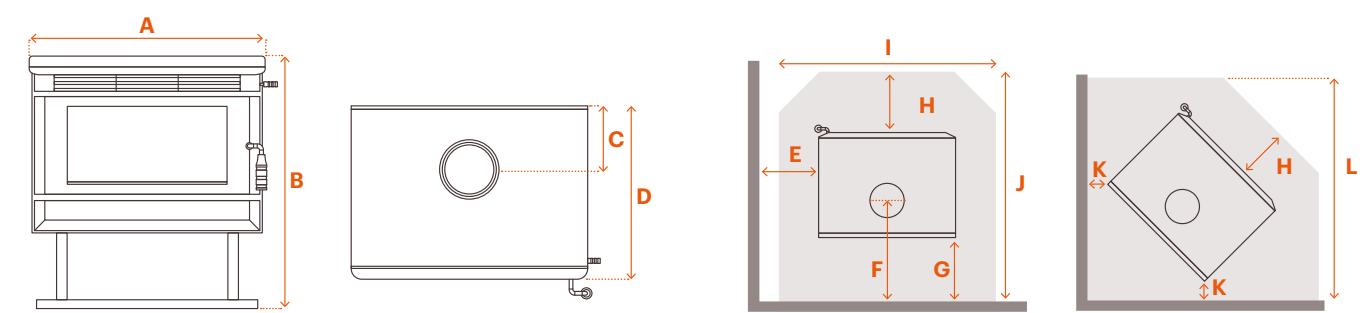
**Disclaimer:** Due to our policy of continuous improvement of our products and services, technical specifications and claims, correct at the time of going to print, may be subject to variation without prior notice. Scandia Group Pty Ltd has endeavoured to ensure that the information in this document is correct and fairly stated, but does not accept liability for any error or omission. Scandia Group Pty Ltd accepts no liability whatsoever for their interpretation of AS/NZS 2918-2018, AS/NZS 4012-4013. All heating capacities quoted are based on units tested with quality hardwood. Minimal performance reduction may result due to large glassed areas, vaulted ceilings, draughts or insufficient insulation. We reserve the right to alter specifications without notice.

Scandia highly recommends downloading the latest version of any owner’s manual from our website [scandiastoves.com.au](http://scandiastoves.com.au) before installing any wood fire.

\*When installed as an inbuilt configuration without a heat transfer kit installed the heat output of the Styliste models is significantly reduced.



WOOD FIRE DIMENSIONS AND INSTALLATION CLEARANCES



FREESTANDING WOOD FIRE DIMENSIONS

UNIT SIZE (mm)							INTERNAL FIREBOX (mm)		
	A	B	C	D	FLUE Ø	WEIGHT	WIDTH	DEPTH	HEIGHT
WARMBRITE 140	500	735	120	470	152	85 kg	375	330	350
WARMBRITE 200	595	724	173	505	152	125 kg	500	360	300
WARMBRITE 300	695	767	186	569	152	156 kg	600	400	360
HEAT & COOK	650	861	119	609	152	229 kg	415	333	380
OVEN SIZE (mm)							440	370	300
STYLISTE 10	1060	760	168	540	152	175kg	930	370	316
SUPREMACY 200	656	720	192	566	152	186 kg	500	410	320
SUPREMACY 300	656	762	189	668	152	226 kg	597	470	351
HELIX	608	1158	221	443	152	155 kg	390	250	410
EDGE 50	623	771	196	494	152	98kg	482 (MAX)	334 (MAX)	312

FREESTANDING INSTALLATION CLEARANCES

CLEARANCES TO COMBUSTIBLE SURFACES (mm)								
	E	F	G	H	I	J	K	L
WARMBRITE 140	625	470	275	350	745	1005	385	1115
WARMBRITE 200	475	298	125^*	450	900	1075	225	1175
WARMBRITE 300	500	311	125^	500	1000	1195	300	1370
HEAT & COOK	400	289	170	300	818	994	200	1024
STYLISTE 10	500	468/443^	300/275^	500	1300	1300/1275^	200	1200
SUPREMACY 200	350	342	150	300	950	1010	75	1160
SUPREMACY 300	400	439	250#	300	1040	1225	75	1050
HELIX	410^	521^	300^	300^	770	1043^	280^	1023
EDGE 50	650 / 600^	321 / 346^	125 / 150^	300	835	905 / 930^	350	1130

The above clearances are applicable when using the Scandia Decorative mesh flue kit. (Decorative flue is fitted with an additional heat shield)

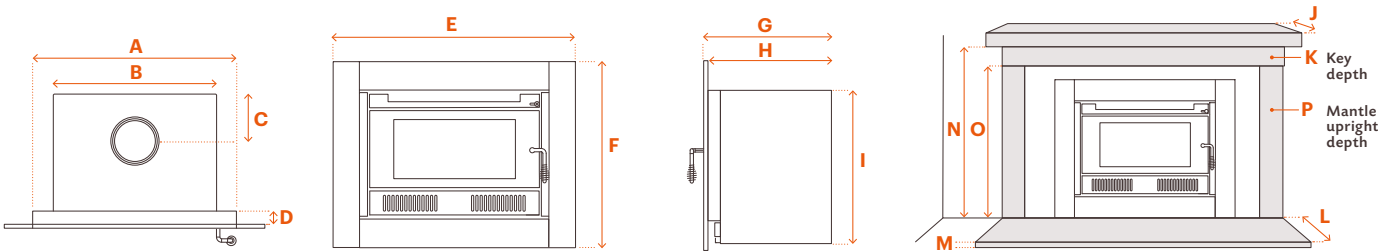
^ When using the Scandia Slek black / Graphite flue fitted with an additional heat shield.

# With tertiary 550mm 180° heat shield in place (supplied with wood fire).

\* Vertical flue installation.

\*\* Horizontal flue installation.

Refer to the installation manual on our website for up to date / specific detail on the wood fire you are installing.



INBUILT WOOD FIRE DIMENSIONS

\*firebox including front support brackets, excluding decorative fascia

UNIT SIZE (mm)										
	A	B	C	D	E	F	G	H	I	FLUE Ø
WARMBRITE 280i	-	672	167	-	769	649	478	748	599	152
FLOOR MOUNT (Optional)	-	-	-	-	TBA	TBA	-	-	-	-
AVANTE	1294	1000	150	65	1294	770	509	752	755	254
STYLISTE 10	-	1060	168	-	1146	575	540	525	494	152
FLOOR MOUNT (Optional)	-	1060	168	-	1146	538	540	525	494	152

CLEARANCE TO COMBUSTIBLES (mm) FOR SCANDIA INBUILT WOOD FIRES

CLEARANCES TO COMBUSTIBLE SURFACES (mm)								INTERNAL FIREBOX (mm)		
	J	K	L	M	N	O	P	HEIGHT	WIDTH	DEPTH
WARMBRITE 280i	250	45	860	25	1703	1135	45	414	601	355
STYLISTE 10	SEE OWNER'S MANUAL FOR DETAILS							316	930	370

Refer to the installation manual on our website for up to date / specific detail on the wood fire you are installing.

For specifications relating to installation requirements and zero clearance installations please refer to owner's manual.  
Brochure should be used as a guide only.



# WOOD STORAGE AND FIRETOOL SETS

Scandia's fireside accessories has been designed with the same ethos we use in the development of our wood fires; make them affordable, appealing, robust and practical.

When it comes to wood storage, Scandia provides some excellent choices for both indoor and outdoor use with stylish options to suit all environments, strong enough to hold plenty of Australian hardwood so that you've always got well seasoned firewood at-the-ready.

Scandia Firetool Sets are both practical and stylish, and will make the perfect compliment to any wood storage selection you make from within our range.

Pictured here are the Jindabyne Firetool Set and the Jindabyne Sling Wood Storage, both sold separately.





WOOD STORAGE

Promotional items are display as ■

Scandia wood storage and firetools are available throughout Bunnings stores as seasonal promotional items.



Jindabyne Sling firewood storage. Item: 0407966 ■



Geo firewood storage. Item: 0407959 ■



Milan firewood storage. Item: 0407960 ■



Urban Edge firewood storage. Item: 0407957 ■

WOOD STORAGE

Promotional items are display as ■  
Customer Special Order items are displayed as ■



450 Round. Item: 0407958 ■



750 Round Black. Item: 3171650 ■



U- Stack wood storage. Item: 3171655 ■



Curved Cantilever. Item: 3171652 ■



Verona firewood caddy. Item: 0407965 ■



Designer Rectangle 1500. Item: 3171658 ■



Beehive 400 Metallic Black. Item: 0244545 ■




Designer Rectangle 1000. Item: 3171657



WOOD STORAGE

Promotional items are display as ■  
Customer Special Order items are displayed as ■



SPECIAL  
ORDERS



1827 Firewood Pail. Item: 0407962 ■



Wood Wall Base Unit. Item: 3171660 ■ Covers included.



Wood Wall Extension Kit. Item: 3171649 ■  
Depicted with 2x extensions applied to base unit.



Firewood Hand Trolley. Item: 0407967 ■



Colour options green, sand and brown. ■ ■ ■  
Ironbark Sling wood caddy. Item: 0411399 ■




Kanfas Sand Item: 0407963 ■



Kanfas Bottle. Item: 0407964 ■

FIRETOOL RANGE

Promotional items are display as ■  
Customer Special Order items are displayed as ■



SPECIAL  
ORDERS



Alpine firetool set and wood storage. Item: 3171609 ■



Classic firetool set. Item: 3180727



Nordic Ash firetoolset. Item: 0347837 ■



Jindabyne firetool set. Item: 0407961 ■






Deluxe firetool set. Item: 3180728 ■




Gun Metal firetool set. Item: 3171608 ■



ACCESSORIES

Promotional items are display as   
Customer Special Order items are displayed as  



Item no. 0248499 

ASH VACUUM

Our Ash Vacuum makes quick work of ash removal from your wood fire or stove with its powerful motor, 1mtr steel-reinforced hose and 3-filter system, it's small enough to carry in one hand while you clean with the other.

- Blower function
- 1m metal-reinforced flexible suction hose
- 1.5m power cable
- Over-temperature safety cut-out
- Fireproof HEPA filter included
- Fireproof & washable cloth filter included




Item no: 0411398

LED FLAME EFFECT LIGHT

Operate it in your fireplace during the warmer months for that faux fire ambience.

- LED flame effect light
- Rechargeable
- 3 flame modes
- Remote Control
- Timer function
- Magnetic base for secure mounting
- Charging time 4hrs
- Up to 72hrs use




Item no: 0244546 

PURE WOOL FIRESIDE RUG

Protect your floors from scuff, ash or errant embers with our 100% wool fireproof rug.

- 100% Wool fireproof hearth rug
- Protects floors & coverings from errant embers
- 1115mm wide x 570mm deep x 25mm thick



Item no: 0411397

ECO FAN SWING

With no power input required, the Eco Fan Swing runs on the heat generated from our radiant wood fires and oscillates at a 46-degree angle to gently and evenly disperse the warm air around the room.

- Ideal for use on all radiant wood fires and stoves
- Reduce your emissions by burning less fuel



Item no: 0411395

ECO FAN

The thermo-powered Eco Fan can be positioned on the top panel of any radiant wood fire for the thermally powered motor to gently circulate warm air around any room.

- Ideal for use on all radiant wood fires and stoves
- Reduce your emissions by burning less fuel



Item no: 3171513

FIREWOOD MOISTURE METER

An essential tool for measuring the readiness of seasoned firewood, the Moisture Meter assures a better, cleaner fire.

- Suitable for all wood species
- Portable & easy to use
- Battery included
- Calibrated to popular wood species






Item no: 3171512

FIREPLACE GLOVES

Heavy-duty, flame-resistant gloves protect your hands from heat when replenishing wood or tending your fire.

- Fireproof cotton fabric lining
- Flame resistant leather
- Ideal for fireplaces, stoves and fire pits
- One size fits all

CLEANING

Promotional items are display as   
Customer Special Order items are displayed as  



Item no: 3171521

6" PULL THRU FLUE BRUSH KIT

Simply attach the snap-lock weighted ball and chain and brush to each end of the rope provided for a pull-thru flue cleaning solution.

- Weighted ball and chain
- 10m rope extension
- Snaplock connectors
- Heavy-duty poly brush



Item no: 3180729

6" EXTENDABLE FLUE BRUSH

Clean your flue safely from ground level up to 5m with the Scandia flexible flue brush kit. Pull-through and rooftop cleaning options are also supported.

- Five 1m flexible extensions
- Threaded metal connectors
- Pull-through option fitted



ADDITIONAL ITEMS

Parts or accessories for installation or maintenance are available from Bunnings stores. Items not in stock can be ordered from the Bunnings Special Orders desk, including:

- Rope seals
- Cleaning products
- Firebricks
- Gasket adhesive and sealant
- Fireplace mortar



Item no: 3171514

DRY GLASS CLEANER

Easily removes burnt soot and creosote. Suitable for wood fires or stove glass and ceramic cooktops without the need for liquid or cleaning agents.

- No rinsing required
- Non-scratch
- Stainless steel
- 2 pads per packet



Item no: 0104653

SOOT-OFF FLUE CLEANER

For stainless steel flues, brick and masonry chimneys, our industrial-grade organic Soot-Off makes cleaning your chimney or flue quick and easy. Results in reduced smoke, cleaner glass and higher efficiency.

- Easy-use, simply burn sachet in the wood fire
- Industrial grade organic soot remover
- 3 x 50g Sachets per pack



Item no: 0411394

CRE-ASSAULT HEAVY DUTY GLASS CLEANING SPONGE

Wood fire glass cleaner made from sustainable and biodegradable 40mm high-density cellulose wood fiber material.

- Dry application
- Machine washable
- Non-scratch
- 1 sponge per packet



Item no: 3171529

SCANDIA HIGH TEMP METALLIC BLACK PAINT


The perfect spray to retouch any scratches and knocks to your wood fire, flue or BBQ.

- Perfect colour match for your Scandia wood fire
- Sprays evenly
- 60-minute full dry application
- Can be heat cured for even longer-lasting results



FIREBRICKS

Promotional items are display as ■  
Customer Special Order items are displayed as ■



SPECIAL  
ORDERS

FIREBRICK – REPLACEMENT SETS

Scandia has replacement sets for your new or classic Scandia stove or wood fire. It's good to check your firebricks regularly and if a firebrick is cracked or damaged it is recommended that it be replaced or repaired before it quickly deteriorates.

- Heat reflective vermiculite firebrick sets.
- Suitable for most wood fires.



Firebricks are a vital component of your wood fire, reflecting the heat of the fire to contain the warmth within the wood fire so that it can circulate in a controlled manner. Designed to withstand extreme temperatures, they protect the steel sides of the wood fire from excess temperatures, meaning they will be more durable with improved longevity. Scandia's heat-reflective vermiculite firebricks have low thermal conductivity, meaning the heat is not conducted through the brick but rather reflected back into the firebox making it hotter and more efficient. Firebricks also protect the outer shell of the wood fire from direct contact with the heat source. Some units, such as the Styliste, also come with silica bricks which

store the heat, not reflect it. In conjunction with the vermiculite bricks at the back wall of the unit and silica bricks on it's floor, this allows the Styliste to throw an amazing amount of heat. With constant exposure to extreme temperatures, the bricks will degrade gradually. Signs of degradation include large cracks and breakdown of the bricks which is a good indication that they are due for replacement. Easy to replace, they are often held in with a retainer and then just positioned into place. So, it's important to inspect and maintain your firebricks at least once a season as they are a consumable that will require maintenance over time. Scandia has a full range of firebrick sets as well as replacement sets for your new or vintage Scandia wood fire.

FIREBRICK REPLACEMENT SETS			
Item no.	Description	Size (mm)	Qty
3171510	1" Split firebrick	230 x 115 x 25mm	10
3171704 ■	WB 140 firebrick set (Contains 3 sizes)	230 x 120 x 36mm	8
		230 x 120 x 38mm notch	1
		183 x 162 x 25mm	4
3171705 ■	WB 200 firebrick set (Contains 3 sizes)	200 x 98 x 28mm	9
		200 x 90 x 28mm	2
		218 x 144 x 25mm	4
3171706 ■	WB 300 firebrick set (Contains 3 sizes)	200 x 108 x 28mm	11
		200 x 55 x 28mm	2
		269 x 116 x 25mm	6



FAQ

WHAT ARE THE ADVANTAGES OF WOOD FIRE HEATING?

Other than the obvious soothing warmth that a wood fire provides, heating with wood is both sustainable and economical. Wood is a renewable non-fossil fuel, and with the current Australian Standard being one of the strictest in the world, the impact of a wood fire on the environment is significantly lower than that of other heat sources.

WHAT KINDS OF RUNNING COSTS DO I NEED TO CONSIDER?

The Australian Home Heating Association (AHHA) recommends that your wood fire's firebox and flue be inspected every 12 months. You can do this yourself, or you can call your local chimney sweep. The cost for replacements or repairs is based on the use of your unit.

So, if your unit is under pressure for long periods you may have to replace items more often.

CAN I USE AN EXISTING FLUE SYSTEM FOR MY NEW WOOD FIRE?

Unfortunately, no. It is recommended that all Scandia appliances be installed using the recommended Scandia flue kit and extensions.

HOW IMPORTANT IS KW OUTPUT?

Heat is rated in kilowatts (kW). So each wood fire is graded on the amount of kW's it can produce. The amount of kW's you might require depends on how large and well-insulated your room is. A fan-forced convection wood fire does not rely on a large kW output. The aim is to utilise the circulated warm air again and again and not let it escape through the flue. Conversely, a radiant wood fire creates less energy (using less wood) but effectively transfers those kW's from the wood fire to your home.

CAN I INSTALL MY WOOD FIRE MYSELF?

Unfortunately, no. Wood fires and fireplaces require a qualified professional to install them whose work conforms with local council regulations, Australian Standards & manufacturers' recommendations.

WHERE ARE SCANDIA WOOD FIRES MADE?

Scandia is an Australian-owned company and our wood fires are designed and developed in Australia and manufactured in our purpose-built factories in China using CNC laser technology and robotics to manufacture our products to an impeccable quality.

CHOOSING THE WOOD FIRE THAT'S BEST FOR YOU.

First, let's identify your needs: Is this going to be your primary source of heat? Or are you looking to change the aesthetics of your home? If it's a primary heat source, you'll need to consider layout, ceiling height, insulation type and windows. The output of heat is measured in building squares: 1 square being approx. 10m². So accurate measurements of your home will help you to determine the right wood fire for you. If your choice is based more on ambience, then a small to medium size option would suit your needs.

CHOOSING THE RIGHT FLUE...

There are two things to consider – style & safety. While the 'in-house' portion of your flue offers two options – Sleek Black or Mesh Black – the external portion of your flue and the height required will be mandated by national standards. Please check with your installer for assistance with this need.





THE DETAILS

CONSIDER THE ENVIRONMENT

When choosing the right unit for your home it is important to consider the environment in which it is intended to operate. A wood fire installed in a home with high ceilings, large glass windows or poor insulation may require a unit with a larger output. Clearance to combustible items should be the primary consideration when selecting the location for your wood fire. Proximity to combustible floors, furniture, window dressings, plaster walls, etc. must all be considered when determining where to position your wood fire.

FLUE PERFORMANCE

Flue performance can be influenced by many factors. Choosing the correct location for the unit in your home, and ensuring minimal bends for the flue will support the prolonged performance of your wood fire over time. Consult your installer to discuss current Australian standards.

VENTILATION IS IMPORTANT!

Wood fires require oxygen to function. The flue draws air from the room into the firebox through a primary air slide. If the room where the wood fire is installed experiences “negative pressure” or is well sealed and insulated the wood fire may not get enough air to operate at its optimal levels. During your site assessment, an installer may recommend installing a vent or another form of delivering air to your wood fire.

HOW BIG IS THE AREA YOU WANT TO HEAT?

It is important to select the wood fire that best suits the environment in which it will operate. If the wood fire is too large it may have increased levels of smoke and operate at less than optimum capacity. If the wood fire is too small it may not heat the required area and over fire the unit which can reduce the effective life span of the unit.

CHOOSING A FAN-FORCED CONVECTION WOOD FIRE

Scandia Fan-forced convection wood fires draw cool air in from the bottom of the room and circulate it between the outside of the firebox and the outer casing of the wood fire gently warming it before expelling it back into the room.

CHOOSING A RADIANT WOOD FIRE

When choosing a radiant wood fire it is important to consider that it is the external surface of the wood fire that “radiates” heat to warm objects around the fire. The closer in proximity to the fire, the warmer the object. Radiant heaters are great for both indoors and outdoors are preferred by those who like to “feel” the fire whilst watching the flames.

WHY DO I NEED A HEARTH?

Where a wood fire is installed on a combustible surface a hearth is required. Hearths are designed to protect combustible materials from radiant heat and to protect floor coverings from falling embers.

INSTALLATION OF THE WOOD FIRE

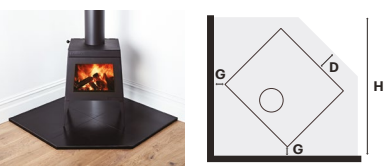
Your wood fire must be installed by a licensed professional.

STRAIGHT WALL INSTALLATION



Details for straight wall hearth pad requirements are located in the owner’s manual and are specific to each individual wood fire.

CORNER WALL INSTALLATION



Corner installations have different clearance requirements and it is imperative that installation is in accordance with manufacturers specifications.

COMPARING SCANDIA APPLIANCES

	FREESTANDING	INBUILT	RADIANT HEATING	FAN ASSISTED CONVECTION HEATING	COOKING/ WARMING
STYLISTE 10	●	●	●		●
SUPREMACY 300	●			●	
SUPREMACY 200	●			●	
WARMBRITE 140	●		●		●
WARMBRITE 200	●			●	
WARMBRITE 300	●			●	
HELIX	●		●		
EDGE 50	●		●		●
HEAT & COOK	●		●		●
WARMBRITE INBUILT 280i		●		●	

Note: When cooking and warming please remember to take care of your wood fires’s surface by immediately cleaning spills with a cloth and warm water; making sure the surface is dry before resuming cooking.

YOUR WOOD FIRED HEATING CHECK LIST

THINGS TO CONSIDER

There are important factors to consider when making your choice for the perfect woodfire for your home. We’ve created a preliminary checklist to assist you in making the best selection.

	Is my wood fire the primary source of heating?
	How big is the area you want to heat?
	Is the house single storey or double storey?
	Radiant or Fan-forced Convection?
	Where is the unit going to be installed?
	Traditional or Contemporary?
	What are my installation requirements and who will install the unit?
	Do I need council approval?



# PURCHASE CHECKLIST

## STEP 1: CHOOSE YOUR APPLIANCE

Please tick the type of appliance that you would like for your home.

☐ WOOD FIRE   ☐ GAS LOG FIRE   ☐ ELECTRIC FIRE

Taking into consideration, clearance and installation guidelines, choose the appliance that best suits your home.

ITEM NO. (3171487)	APPLIANCE: (EDGE 50)	TICK
--------------------	----------------------	------

## STEP 2: PURCHASE INSTALLATION ACCESSORIES

### 2.1) CHOOSING YOUR FLUE KIT (Refer to page 32-34)

Always install an appliance with a matching flue kit (decorative, sleek black). Please select your wood fire installation or appliance type in order to determine which flue kit you require.

☐ FREESTANDING   ☐ GAS LOG FIRE  
☐ INBUILT (MASONRY)   Gas flue products sold individually  
☐ INBUILT (ZERO CLEARANCE)

ITEM NO.	FLUE KIT:	ORDERED
----------	-----------	---------

### 2.2) CHOOSING YOUR HEARTH PAD (Refer to product specific page)

If you are installing your freestanding wood fire on a combustible surface you will require a hearth pad. Please tick your installation type:

☐ STRAIGHT INSTALLATION   ☐ CORNER INSTALLATION

ITEM NO.	HEARTH PAD:	ORDERED
----------	-------------	---------

### 2.3) CHOOSING YOUR ROOF FLASHING (Refer to page 32-34)

Select which type of roof flashing you require:

☐ TILE ROOF   ☐ IRON ROOF

ITEM NO.	3171672 - SCANDIA TILE ROOF FLASHING 3171673 - SCANDIA IRON ROOF FLASHING	ORDERED
----------	--	---------

### 2.4) CHOOSING YOUR HEATER GUARD (Refer to page 36)

Scandia provide heater guards to suite all wood fire installations. Please select your installation type before choosing your heater guard size.

☐ STRAIGHT INSTALLATION   ☐ CORNER INSTALLATION

ITEM NO.	HEATER GUARD:	ORDERED
----------	---------------	---------

Please note: It is a requirement that all Scandia solid fuel and gas appliances are fitted by a qualified, licensed installer whose work complies with local council regulations, Australian standards and manufacturer's specifications. Failure to correctly install is extremely dangerous, will void any warranty claims and may compromise any future insurance claims.

## STEP 3: ADDITIONAL INSTALLATION PARTS

Nominate any additional parts you may require. (This could include flue extensions, 45° bends, penetration box etc.)

ITEM NO.	DESCRIPTION:	ORDER

## STEP 4: CHOOSE YOUR WOOD FIRE ACCESSORIES

Scandia provide a complete range of tools and accessories to complement and enhance your wood fired experience.

### 4.1) CHOOSING YOUR WOOD STORAGE (Refer to page 42-44)

☐ FREESTANDING   ☐ INDOOR  
☐ WALL MOUNT   ☐ OUTDOOR

ITEM NO.	WOOD STORAGE:	ORDERED
----------	---------------	---------

### 4.2) CHOOSING YOUR FIRE TOOL SET (Refer to page 45)

ITEM NO.	FIRETOOL SET:	ORDERED
----------	---------------	---------

## NOTES

## HOT TIP


- Small Heater Guards are suitable for 1050 x 1050 and 1050 x 1200 Straight Wall Hearth Pads
- Use the large corner guard for the 1425x1425 corner hearth.
- Large Heater Guards suit 1200 X 1200 Hearth Pads

# How It Works

It's as simple as 1,2,3! Follow the steps shown to purchase or order your product. If you need further advice, speak to a team member at the Special Orders Desk in-store.

## 1. Select The Product You Want

View the extensive range available in this brochure or online. Use the number shown below to order your product online or in-store.



## 2. Order Online or at the Special Orders Desk

After you have selected the product you want, take this brochure to the Special Orders Desk or order online at [bunnings.com.au](https://www.bunnings.com.au)

## 3. Get It Home

### We Will Deliver

Delivery to your home or site can be arranged online or in-store when purchasing your products.

### Pick-Up In-Store

If you decide to pick-up in-store and need help to get it home, you can:

- borrow a courtesy trailer
- hire a vehicle

Check with your local Bunnings store for availability.

## Ask us about Additional Services

Scandia Heating (Aust) Pty Ltd  
58 Access way  
Carrum Downs VIC 3201  
Australia

**1300 HEATER (432 837)**  
**[service@scandiaheating.com.au](mailto:service@scandiaheating.com.au)**  
**[www.scandiaheating.com.au](https://www.scandiaheating.com.au)**





# Scandia

The power of fire to inspire

[www.scandiastoves.com.au](http://www.scandiastoves.com.au)



9 344939 009989 >

V 01/23